

The GOLDEN SPIKE



www.svlstrm.org

June 2015

Volume 42, Issue 06

VANDALISM AGAIN: Vandals lifted two areas of track out of the roadbed in the Meadow area of the park sometime before last Saturday.



Our Track Superintendent Dennis Bowie received a call from Andy Berchielli Saturday as he was there to run two birthday parties. Dennis spent almost four hours removing some of the ballast and re-leveling the track and then re-ballasting and tamping.

Dennis stated, "Having the track in the public area of the park is a blessing and a curse. On one hand it's very nice and people get to see the trains run. On the other hand we run the risk of vandals."

So as you can see, the crisis has been averted for now thanks to Dennis.

This just reinforces the need for volunteers who can come and help with track work, so if you want to be part of the *prestigious* SVLS track crew, Dennis is looking for a few good men and women to join our ranks.



2015 Regional Spring Meet, Great fun!



Kids of all ages had fun at our meet! Please see pictures on our web site: http://www.svlstrm.org/Meet_Photos.htm

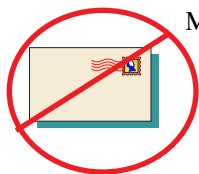
SVLSRM Calendar

- June 6 Public Ride day - 11 AM - 4 PM
- June 7 Public Ride day - 11 AM - 4 PM
- June 9 Board Meeting at 6:30 PM Community Board Room
Rancho Cordova City Hall. Members welcome.
- CORRECTION:** member run day is not the 20th, but is -
June 21 Member run day. Fathers Day. Pot luck lunch, run
your train.
- July 3 4th celebration Hagan Park - 4 PM - 8 PM
- July 4 4th celebration Hagan Park - 4 PM - 8 PM
- July 5 Public Ride day - 11 AM - 4 PM
- July 14 Board Meeting at 6:30 PM Community Board Room
Rancho Cordova City Hall. Members welcome.
- July 18 Member day. Work in AM, Pot luck lunch, run your
train in afternoon.



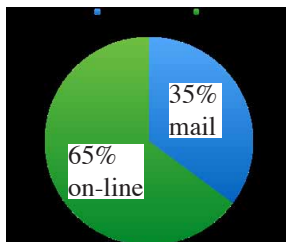
Dates to reserve on your calendar:
Fall meet Oct. 16, 17, & 18
Annual Christmas Dinner Dec. 19th.

Please volunteer to support the club events.
How will you support SVLSRM this month?



Members are making progress in converting from the printed newsletter to reading on-line. This helps save SVLSRM money each month for printing & mailing. Let's spend the club money on building more railroad, not paper piles.

We are making progress, as 65% are using the E-mail notice but I would like to see more members opt to be notify by E-mail, then you can read on-line and download if you want to print it. *Thanks*



The Sacramento Valley Live Steamers Railroad Museum, Inc. is organized and operated exclusively for public benefit charitable purposes within the meaning of Section 501 (C.) (3) of the Internal Revenue Code.

Donors may deduct contributions to The Sacramento Valley Live Steamers Railroad Museum, Inc. to the fullest extent allowed by law as provided in Section 170 of the Internal Revenue Code.

The Golden Spike is the published monthly by the Sacramento Valley Live Steamers Railroad Museum, Inc., P.O. Box 273, Rancho Cordova, CA 95741. The SVLSRM track is located in Hagan Community Park, Chase Drive, Rancho Cordova, CA. Articles & Pictures may be submitted to: editor@svlsrm.org. **The news letter deadline is 24th of each month. Member articles wanted.**

MEMBERSHIP

by Dean Sheets

Welcome new members and their families:

Donald and Nancy Finton from Carmichael. After he and his wife Nancy joined, I saw Donald out with Kevin on the GP. I think he's going to get certified on the Diesel and the Grandkids will go CRAZY!!!!

Nick Zamora is from Antioch and has a son Diego, who will be 2 this June. Don't know if he joined for himself or his son Diego; hope it's for both reasons.

Michael Smith and Rosa Flores live in Rancho Cordova. I think Michael and Rosa will be very motivated members. They came back with their membership payment email from PayPal in their hand and joined the same day.

As always, if you see any members walking around looking bewildered, go over and introduce yourself and offer any help you can getting them involved with our great Club.

Board of Directors - 2015

- President: Bill Yoder (916) 652-7113
E-mail: president@svlsrm.org
- Vice President: Dennis Gramith (916) 988-7884
E-mail: vicepresident@svlsrm.org
- Secretary: Heidi Bowie (916) 383-1461
E-mail: hlbowie@comcast.net
- Treasurer: Tom Nance (916) 722-6105
E-mail: tdn44@surewest.net
- Track Superintendent: Dennis Bowie 916-337-9492
E-mail: dpbowie@comcast.net
- Yardmaster: Rob Sharratt (916) 631-8963
E-mail: RTSharratt@yahoo.com
- Trainmaster: Kevin Sach (916) 541-5718
E-mail: chicopacific9@yahoo.com
- Director: Dale Fowlar (916) 962-0718
E-mail: sopacengr@att.net
- Director: Gordon Moser (916) 645-3425
E-mail: npgp9308@netscape.net
- _____ Committee Chairpersons _____
- Membership Chairperson: Dean Sheets 707-317-0242
E-mail: membership@svlsrm.org
- Safety Chairperson: Marty Carapiet Phone: (916) 792-8803
E-mail: MCarapiet@wayne-dalton.com
- Caboose Chairperson: Barbara Moser (916) 645-3425
E-mail: bobbydollymoser@hotmail.com
- Birthday & Company Event Chairperson: Andy Berchielli
Phone: (916) 572-7857 E-mail: Events@svlsrm.org
- Newsletter Editor: Bill Yoder (916) 652-7113
E-mail: editor@svlsrm.org

Reminder - No phone calls after 8:59 PM



Track Superintendent Report

By Dennis Bowie

I would like to thank everyone that helped with the track before the Spring Meet and the replacing of Reverso track. We had lots of opportunities to make the track a little safer and smoother. As far as I know, we only had three occasions where we had engine derailments and the down time to the track was minimal. Yes, we still have work to do in the Reverso area and as we are adding sidings.



As you can see in the pictures we had lots of people helping at different times, but what's important is that the track was replaced and everyone got a chance to get their hands dirty. We also had a great track crew that made the main line a lot smoother and safer.



The club need more members to be active with our public ride days, and our special events (Parties) as we are short of people to provide this service. These events provide our main source of income so please come out and help. If you need to qualify you can take the written tests on line, then come to the track to finish your qualification.



The new look of Reverso as it gets its final sweeping. Thanks to all who helped over several days.



Train Masters Report

By Kevin Sach



What a great meet we had! While the rain may have made a few people stay home, it made for great running. Although, an unnamed engineer derailed Roger Frymire's engine. It was nice to see all the help getting the engine back on the rails quickly and fixing the track in what seemed record time.

I want to thank Don Yungling for first bringing out his GS-1 on Sunday of the public run day and helping with pulling of passengers with it. Secondly for quickly making an new axel for the tender on the club steamer on Friday during the meet. Don, we are grateful to have a member like you who is willing to step up and help when help is needed.

The 0-4-0 is progressing slowly. The frame, drive wheels, and cylinders have been painted and will be reassembled shortly. The plan will be to repaint the parts as it is being reassembled. I know a few members have expressed interest in helping with the rebuilding of the engine; I will try and let you know when I plan on being out there to work on it.

See you on the rails.



LOOK what showed up just in time to haul the trash from



our meet - our **tractor** after some major repairs. **Thanks to** Dale, Karle, Ross, and Dennis G.

Building new rests for your grinder.


A grinder is one of the basic staples of most machine shops. Their versatility makes them pretty much indispensable. The rests that come with most grinders, however, leave much to be desired. This was the case with the low speed Rikon grinder recently purchased. The tool is designed to grind wood lathe tools but will work well for HSS lathe tool bits as well. In use it was found the rests were too small and hard to adjust, 2 of the many features that made the rests less than appealing.

Why new rests? For example I needed a special ground lathe tool bit. It needed to be straight across the end. Using the sliding plate in the machined groove in the rest, I was able to traverse the tool across the face of the grinding wheel and achieved the desired results. One of the attached photographs shows the tool in use. The sled can be made with an adjustable guide for grinding angles. I use 30 degree angles so threading tools can be ground. This is the kind of project that can be as simple or complicated as desired.

An internet search for “grinder rest“ uncovered a plethora of ideas. Between the photos and scrounging through the metal rack my rests shown in the accompanying photographs came to be. It would be pointless to give dimensions as everyone’s grinders, mounts and metal supplies will be different.

This project would be a great place to develop design and engineering skills. So, take a gander at mine, search the internet and enjoy the challenge and results new rests will bring.

Donald Yunging



SVLS REGIONAL MEET Report: Our May meet was well attended with 101 members attending plus 3 new members joined the club at the meet. There was also over 250 guests that were on site over the three days. We had over 40 trains on the rails during the three day meet. What fun.

While there was some rain Thursday night, the rest of the days were very pleasant, provided many hours of fun running trains. There were even some trains running at a meet for the first time; everyone seemed to really enjoy the experience.

New this meet were snack lunches on Friday which served 32 people. We will continue this service at our next meet. Meal tickets also seem to speed up food lines reducing the need for cash, and they did provide a bargain for those planning on eating at our facility - also easier to pay once for 6 meals.

Special thanks for the members and guests that helped with some track work, setup, cooking and cleanup. The more people that spend a few hours helping really make the meet go smoother and enjoyable for all. Please see what you can help with at the next meet. Thanks Bill Yoder, President SVLSRM

SVLSRM May Board Meeting Summary

Current/Future Projects Around the Facility

- Track work continuing! Reverso is functional and sidings are in the future!
- WP Caboose (Gordon) – Upgrades postponed until after the Spring Meet.
- New, permanent signage installed around the facility – Completed! Thank you Bill and Andy!
- Club Memorial updated!
- Repairs and maintenance work being done on the donated 0-4-0 steamer from Ken Willes.
- Planning started for remote electrical signals coming into Oasis.
- New stair and guard rails to be installed.
- Beautification improvements – Thank you Gordon & Barb for installing the new flower barrels!
- Planning has started for improvements to the facility's gate system.

Current Issues before the Board

- Spring Meet is HERE! Lots of people helping to get stuff done!
- The New Rule Book and Roster are ready for distribution!
- Birthday parties need train crews. Contact Andy about helping out.
- Looking to tap the larger club membership for help with additional committees. Find your interest and help out!
- Grant funds from the City of Rancho Cordova – Application due in June.

PARTY TIME!

I would like to thank all who have helped with parties so far this year. We have done 14 parties through May and I've used 21 crew people. I try not to use anyone more than once a month. If you have a few hours to help on weekends, contact me.

This is good revenue for the club and is a good way to enjoy the day.

Thanks Andy Berchielli
Birthday & Company Event Chairperson



**June Member run day is on Sunday June 21.
Potluck Lunch - bring something to share.
Run your train - enjoy a relaxing day of railroading.**

As we end a meet, the Club Board of Directors is interested in what improvement we can make so that everyone has a better experience next time. While some of you have given some suggestions, we would appreciate hearing from more of you.



Please take a few minutes and send us and e-mail to meet@svlsrm.org, or a letter to our PO box, and list your comments.



It is appreciated. Thanks SVLSRM management.



SAFETY RULES FOR THE MONTH

1.02.06 Charge of Station

The Stationmaster will have complete charge of the station. They may appoint any qualified assistants needed. All passenger loading and unloading, as well as the arrival and departure of the trains, will be under their supervision.

4.01.01 Qualifications/Restrictions of an SVLSRM Engineer

- 18 years of age or older.
- Member of SVLSRM in good standing.
- Passes a current Written Qualification test showing knowledge to operate specific locomotive (steam, diesel, etc.).
- Passes a current Practical examine demonstrating the judgment and ability to competently operate specific locomotive (steam, diesel, etc.).
- Possesses a valid Driver's License.

5.01.01 Requirement of Conductor

All trains hauling passengers shall have at least one qualified Conductor on the last car of the train, or facing backward on the rear seat of the Engineer car. It shall be their responsibility to protect the rear of the train and to assist the Engineer in the operation of the train. Each Conductor on duty shall have a whistle (police type) and a red flag or light on the train. (See section 4.02



10 Years ago: History and technology day for Boy Scout Troop 804

On Sunday, May 15th some 30 members and Scout leaders visited SVLS from Boy Scout Troop 804 of Roseville, California. Trainmaster Ross Crawford afforded them a formal greeting, followed by a 15 minute introductory train ride on two trains, one internal combustion and the other, a steam powered one. This was followed by a 20-minute history presentation given by SVLS member and active Union Pacific Locomotive Engineer Dale Fowlar. Topics included Roseville history, early railroad history in Northern California, and railroad motive power past and present.

The visitors were then given a second train ride followed with a presentation by SVLS member Karle Mahler showing his Southern Pacific mogul chassis which is under construction. Karle ran the engine for the boys on compressed air, pointing out how the valve gear operates, how steam from the boiler works to power the engine, and discussed what is involved in building a live steam model.

SVLS member Gordon Moser then escorted the group to our full sized caboose, on site, using it to show the boys how an actual railroad coupler works, what the train line air hose is and what it does, and explained the why of the caboose and its operation.

20 Years ago: The Spring Meet and the Western Live Steam Ramble (June 6th) were both a resounding success. We had 17 engines plus spectators from all parts of the country on June 6th. Lots of new friends were made and old friendships renewed.

30 Years ago: - missing this month newsletter for June 1985. If you have a copy please send one to the Editor.
Thanks

40 Years ago: Our passenger loading station is off the drawing board and is to be built soon. President Barry Garland announces that the Rancho Cordova Jaycees will supply the materials and the labor for us. This station will be a real asset to our club and we are grateful for the consideration of Dennis Hippert and the Jaycees on the project.

A great time was had by all who attended the BLS Meet in Los Angeles.

The Golden SPIKE editor requests ideas for articles. I am also looking for members who would like to spotlight their projects - in progress or finished. Please call or E-mail the editor. - Thanks.

A **members only area** has been setup on our web server where we will keep a current version of the roster, and other useful documents for our members. To gain access, each *member (now including Associates)* must be a current paid member to register and create a user name and password.

Please use the link on the web page in the top menu section called "Members only". This is a two step process to register as the system will send an E-mail to verify that it is you. You will then use the link sent to complete the process. Please note this is to register so you can then use your user ID/password to view the protected area via the link shown on the registration page.

FOR SALE


Fuel tank, pressurized, soldered brass construction.
9x7x4 \$20. obo - Ross Crawford (916) 718-4162



Used commercial flood lights 480 V.
Best offer - Call a Board member to make a deal.

FOR SALE 7.5" gauge, 1.5" scale 0-4-0 INVICTA locomotive, tender and two riding cars. Steel propane fired boiler feeding 1.375" x 2.22" cylinders sleeved down to 1". Direction control is by a slip eccentric set-up. Six inch diameter drivers. Boiler make-up water supplied by an axle pump backed up by a hand pump in the tender. Manual brakes on the first riding car. The tender only holds about one gallon of water so I built a three gallon water tank in the first riding car along with a pump and battery so I can refill the tender on the fly. Complete - Ready to Run. I transport this train on its tie down board in my Prius automobile. Board is included.

Asking \$7,000 - Reasonable cash offers considered.
Contact Bill Cody - Home (775) 674-6512 or Cell 775-233-1429 for additional information/pictures.



Check our web site FOR SALE page for additional listing with more pictures and more details.

www.svlsm.org